

# APPLICATOR HEADS

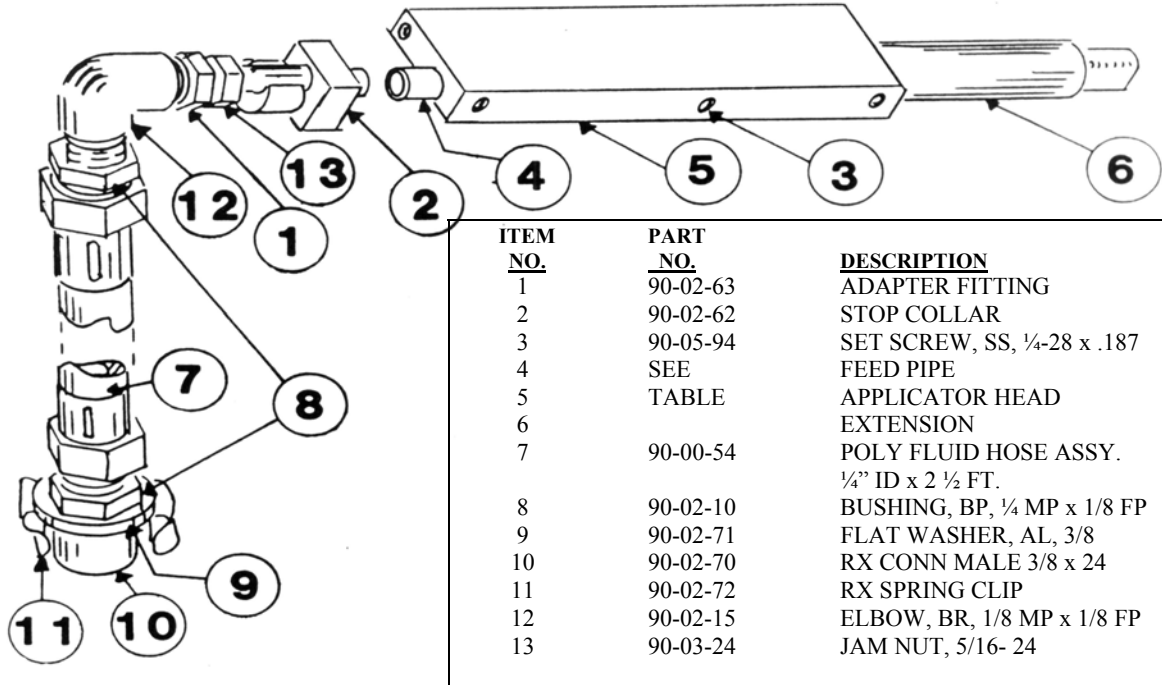
VanSco applicator heads are designed with precise veining for a controlled even pattern flow. The head is also used as a curling bar. The head simply hooks in for operation and unhooks for removal. All metal head construction and fittings. Hard coated on all bearing surfaces. Applicator heads are available in a full line of sizes.

LABEL WIDTH	NEW WAY	BURT 10"-12"		LABEL WIDTH	NEW WAY	BURT 10"-12"
1.125"	39-09-41	39-09-61	<p style="text-align: center;">LABELER APPLICATOR HEADS ARE AVAILABLE FOR BURT 408, STACKPOLE/PHIN AND STANDARD KNAPP. CONSULT FACTORY FOR PART NUMBERS AND PRICE.</p>	5.625"	39-45-41	39-45-61
1.250"	39-10-41	39-10-61		5.750"	39-46-41	39-46-61
1.375"	39-11-41	39-11-61		5.875"	39-47-41	39-47-61
1.500"	39-12-41	39-12-61		6.000"	39-48-41	39-48-61
1.625"	39-13-41	39-13-61		6.125"	39-49-41	39-49-61
1.750"	39-14-41	39-14-61		6.250"	39-50-41	39-50-61
1.875"	39-15-41	39-15-61		6.375"	39-51-41	39-51-61
2.000"	39-16-41	39-16-61		6.500"	39-52-41	39-52-61
2.125"	39-17-41	39-17-61		6.625"	39-53-41	39-53-61
2.250"	39-18-41	39-18-61		6.750"	39-54-41	39-54-61
2.375"	39-19-41	39-19-61		6.875"	39-55-41	39-55-61
2.500"	39-20-41	39-20-61		7.000"	39-56-41	39-56-61
2.625"	39-21-41	39-21-61		7.125"	39-57-41	39-57-61
2.750"	39-22-41	39-22-61		7.250"	39-58-41	39-58-61
2.875"	39-23-41	39-23-61		7.375"	39-59-41	39-59-61
3.000"	39-24-41	39-24-61		7.500"	39-60-41	39-60-61
3.125"	39-25-41	39-25-61		7.625"	<p>CONSULT FACTORY FOR PART NUMBERS AND PRICE</p>	
3.250"	39-26-41	39-26-61		7.750"		
3.375"	39-27-41	39-27-61		7.875"		
3.500"	39-28-41	39-28-61		8.000"		
3.625"	39-29-41	39-29-61		8.125"		
3.750"	39-30-41	39-30-61		8.250"		
3.875"	39-31-41	39-31-61		8.375"		
4.000"	39-32-41	39-32-61		8.500"		
4.125"	39-33-41	39-33-61		8.625"		
4.250"	39-34-41	39-34-61		8.750"		
4.375"	39-35-41	39-35-61		8.875"		
4.500"	39-36-41	39-36-61		9.000"		
4.625"	39-37-41	39-37-61		9.125"		
4.750"	39-38-41	39-38-61		9.250"		
4.875"	39-39-41	39-39-61		9.375"		
5.000"	39-40-41	39-40-61		9.500"		
5.125"	39-41-41	39-41-61	9.625"			
5.250"	39-42-41	39-42-61	9.750"			
5.375"	39-43-41	39-43-61	9.875"			
5.500"	39-44-41	39-44-61	10.000"			

**BAR0100**

# COMPONENT PARTS

## STANDARD KNAPP APPLICATOR HEADS



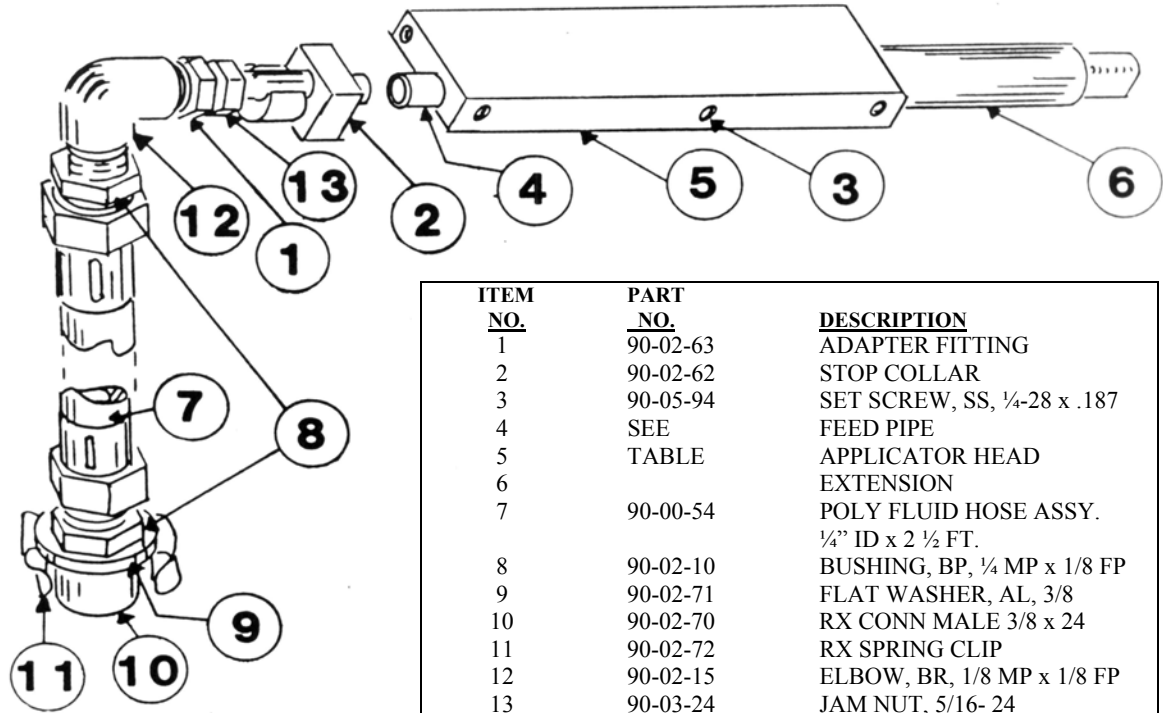
ITEM NO.	PART NO.	DESCRIPTION
1	90-02-63	ADAPTER FITTING
2	90-02-62	STOP COLLAR
3	90-05-94	SET SCREW, SS, 1/4-28 x .187
4	SEE	FEED PIPE
5	TABLE	APPLICATOR HEAD
6		EXTENSION
7	90-00-54	POLY FLUID HOSE ASSY. 1/4" ID x 2 1/2 FT.
8	90-02-10	BUSHING, BP, 1/4 MP x 1/8 FP
9	90-02-71	FLAT WASHER, AL, 3/8
10	90-02-70	RX CONN MALE 3/8 x 24
11	90-02-72	RX SPRING CLIP
12	90-02-15	ELBOW, BR, 1/8 MP x 1/8 FP
13	90-03-24	JAM NUT, 5/16-24

**TABLE**

ASSEMBLY NO.	ITEM 4	ITEM 5	ITEM 6	ASSEMBLY NO.	ITEM 4	ITEM 5	ITEM 6
39-09-51	90-39-55	39-09-00	90-39-00	39-35-51	90-39-52	39-35-00	90-39-00
39-10-51	90-39-55	39-10-00	90-39-00	39-36-51	90-39-52	39-36-00	90-39-00
39-11-51	90-39-55	39-11-00	90-39-00	39-37-51	90-39-52	39-37-00	90-39-00
39-12-51	90-39-55	39-12-00	90-39-00	39-38-51	90-39-52	39-38-00	90-39-00
39-13-51	90-39-55	39-13-00	90-39-00	39-39-51	90-39-51	39-39-00	90-39-00
39-14-51	90-39-55	39-14-00	90-39-00	39-40-51	90-39-51	39-40-00	90-39-00
39-15-51	90-39-54	39-15-00	90-39-00	39-41-51	90-39-51	39-41-00	90-39-00
39-16-51	90-39-54	39-16-00	90-39-00	39-42-51	90-39-51	39-42-00	90-39-00
39-17-51	90-39-54	39-17-00	90-39-00	39-43-51	90-39-51	39-43-00	90-39-00
39-18-51	90-39-54	39-18-00	90-39-00	39-44-51	90-39-51	39-44-00	90-39-00
39-19-51	90-39-54	39-19-00	90-39-00	39-45-51	90-39-51	39-45-00	90-39-00
39-20-51	90-39-54	39-20-00	90-39-00	39-46-51	90-39-51	39-46-00	90-39-00
39-21-51	90-39-54	39-21-00	90-39-00	39-47-51	90-39-50	39-47-00	90-39-00
39-22-51	90-39-54	39-22-00	90-39-00	39-48-51	90-39-50	39-48-00	90-39-00
39-23-51	90-39-53	39-23-00	90-39-00	39-49-51	90-39-50	39-49-00	90-39-00
39-24-51	90-39-53	39-24-00	90-39-00	39-50-51	90-39-50	39-50-00	90-39-00
39-25-51	90-39-53	39-25-00	90-39-00	39-51-51	90-39-50	39-51-00	90-39-00
39-26-51	90-39-53	39-26-00	90-39-00	39-52-51	90-39-50	39-52-00	90-39-00
39-27-51	90-39-53	39-27-00	90-39-00	39-53-51	90-39-50	39-53-00	90-39-00
39-28-51	90-39-53	39-28-00	90-39-00	39-54-51	90-39-49	39-54-00	90-39-00
39-29-51	90-39-53	39-29-00	90-39-00	39-55-51	90-39-49	39-55-00	90-39-00
39-30-51	90-39-53	39-30-00	90-39-00	39-56-51	90-39-49	39-56-00	90-39-00
39-31-51	90-39-52	39-31-00	90-39-00	39-57-51	90-39-49	39-57-00	90-39-00
39-32-51	90-39-52	39-32-00	90-39-00	39-58-51	90-39-49	39-58-00	90-39-00
39-33-51	90-39-52	39-33-00	90-39-00	39-59-51	90-39-49	39-59-00	90-39-00
39-34-51	90-39-52	39-34-00	90-39-00	39-60-51	90-39-49	39-60-00	90-39-00

# COMPONENT PARTS

## NEW WAY APPLICATOR HEADS



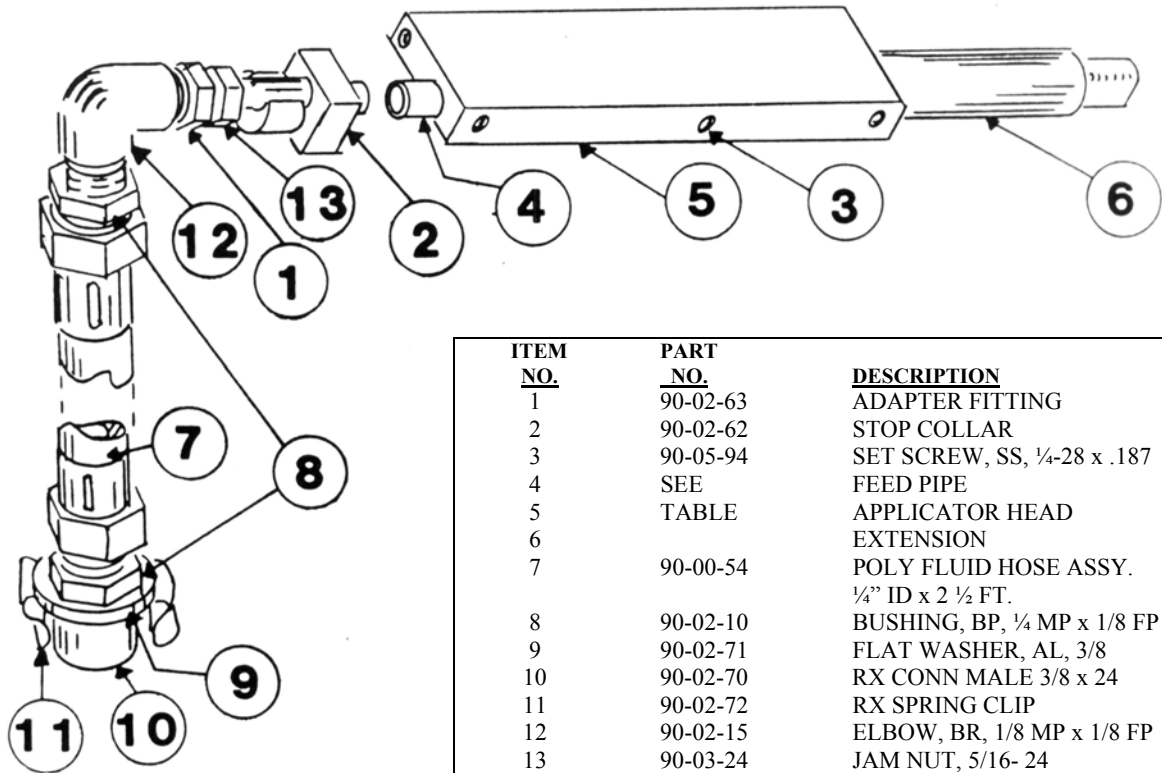
ITEM NO.	PART NO.	DESCRIPTION
1	90-02-63	ADAPTER FITTING
2	90-02-62	STOP COLLAR
3	90-05-94	SET SCREW, SS, 1/4-28 x .187
4	SEE	FEED PIPE
5	TABLE	APPLICATOR HEAD
6		EXTENSION
7	90-00-54	POLY FLUID HOSE ASSY. 1/4" ID x 2 1/2 FT.
8	90-02-10	BUSHING, BP, 1/4 MP x 1/8 FP
9	90-02-71	FLAT WASHER, AL, 3/8
10	90-02-70	RX CONN MALE 3/8 x 24
11	90-02-72	RX SPRING CLIP
12	90-02-15	ELBOW, BR, 1/8 MP x 1/8 FP
13	90-03-24	JAM NUT, 5/16- 24

**TABLE**

ASSEMBLY NO.	ITEM 4	ITEM 5	ITEM 6	ASSEMBLY NO.	ITEM 4	ITEM 5	ITEM 6
39-09-41	90-39-54	39-09-00	90-39-13	39-35-41	90-39-52	39-35-00	90-39-06
39-10-41	90-39-54	39-10-00	90-39-12	39-36-41	90-39-52	39-36-00	90-39-06
39-11-41	90-39-54	39-11-00	90-39-12	39-37-41	90-39-52	39-37-00	90-39-05
39-12-41	90-39-53	39-12-00	90-39-12	39-38-41	90-39-52	39-38-00	90-39-05
39-13-41	90-39-53	39-13-00	90-39-11	39-39-41	90-39-52	39-39-00	90-39-05
39-14-41	90-39-53	39-14-00	90-39-11	39-40-41	90-39-52	39-40-00	90-39-05
39-15-41	90-39-53	39-15-00	90-39-11	39-41-41	90-39-52	39-41-00	90-39-04
39-16-41	90-39-53	39-16-00	90-39-11	39-42-41	90-39-52	39-42-00	90-39-04
39-17-41	90-39-53	39-17-00	90-39-10	39-43-41	90-39-51	39-43-00	90-39-04
39-18-41	90-39-53	39-18-00	90-39-10	39-44-41	90-39-51	39-44-00	90-39-04
39-19-41	90-39-53	39-19-00	90-39-10	39-45-41	90-39-51	39-45-00	90-39-03
39-20-41	90-39-53	39-20-00	90-39-10	39-46-41	90-39-51	39-46-00	90-39-03
39-21-41	90-39-53	39-21-00	90-39-09	39-47-41	90-39-51	39-47-00	90-39-03
39-22-41	90-39-53	39-22-00	90-39-09	39-48-41	90-39-51	39-48-00	90-39-03
39-23-41	90-39-53	39-23-00	90-39-09	39-49-41	90-39-51	39-49-00	90-39-02
39-24-41	90-39-53	39-24-00	90-39-09	39-50-41	90-39-51	39-50-00	90-39-02
39-25-41	90-39-53	39-25-00	90-39-08	39-51-41	90-39-51	39-51-00	90-39-02
39-26-41	90-39-53	39-26-00	90-39-08	39-52-41	90-39-51	39-52-00	90-39-02
39-27-41	90-39-52	39-27-00	90-39-08	39-53-41	90-39-51	39-53-00	90-39-01
39-28-41	90-39-52	39-28-00	90-39-08	39-54-41	90-39-51	39-54-00	90-39-01
39-29-41	90-39-52	39-29-00	90-39-07	39-55-41	90-39-51	39-55-00	90-39-01
39-30-41	90-39-52	39-30-00	90-39-07	39-56-41	90-39-51	39-56-00	90-39-01
39-31-41	90-39-52	39-31-00	90-39-07	39-57-41	90-39-51	39-57-00	90-39-00
39-32-41	90-39-52	39-32-00	90-39-07	39-58-41	90-39-51	39-58-00	90-39-00
39-33-41	90-39-52	39-33-00	90-39-06	39-59-41	90-39-51	39-59-00	90-39-00
39-34-41	90-39-52	39-34-00	90-39-06	39-60-41	90-39-51	39-60-00	90-39-00

# COMPONENT PARTS

## BURT "AU" APPLICATOR HEADS



ITEM NO.	PART NO.	DESCRIPTION
1	90-02-63	ADAPTER FITTING
2	90-02-62	STOP COLLAR
3	90-05-94	SET SCREW, SS, 1/4-28 x .187
4	SEE	FEED PIPE
5	TABLE	APPLICATOR HEAD
6		EXTENSION
7	90-00-54	POLY FLUID HOSE ASSY. 1/4" ID x 2 1/2 FT.
8	90-02-10	BUSHING, BP, 1/4 MP x 1/8 FP
9	90-02-71	FLAT WASHER, AL, 3/8
10	90-02-70	RX CONN MALE 3/8 x 24
11	90-02-72	RX SPRING CLIP
12	90-02-15	ELBOW, BR, 1/8 MP x 1/8 FP
13	90-03-24	JAM NUT, 5/16- 24

TABLE

ASSEMBLY NO.	ITEM 4	ITEM 5	ITEM 6	ASSEMBLY NO.	ITEM 4	ITEM 5	ITEM 6
39-09-61	90-39-55	39-09-00	90-39-95	39-45-61	90-39-52	39-45-00	90-39-86
39-10-61	90-39-55	39-10-00	90-39-95	39-46-61	90-39-52	39-46-00	90-39-86
39-11-61	90-39-54	39-11-00	90-39-94	39-47-61	90-39-52	39-47-00	90-39-85
39-12-61	90-39-54	39-12-00	90-39-94	39-48-61	90-39-52	39-48-00	90-39-85
39-13-61	90-39-54	39-13-00	90-39-94	39-49-61	90-39-52	39-49-00	90-39-85
39-14-61	90-39-54	39-14-00	90-39-94	39-50-61	90-39-52	39-50-00	90-39-85
39-15-61	90-39-54	39-15-00	90-39-93	39-51-61	90-39-52	39-51-00	90-39-84
39-16-61	90-39-54	39-16-00	90-39-93	39-52-61	90-39-52	39-52-00	90-39-84
39-17-61	90-39-54	39-17-00	90-39-93	39-53-61	90-39-52	39-53-00	90-39-84
39-18-61	90-39-54	39-18-00	90-39-93	39-54-61	90-39-52	39-54-00	90-39-84
39-19-61	90-39-54	39-19-00	90-39-92	39-55-61	90-39-52	39-55-00	90-39-83
39-20-61	90-39-54	39-20-00	90-39-92	39-56-61	90-39-52	39-56-00	90-39-83
39-21-61	90-39-54	39-21-00	90-39-92	39-57-61	90-39-52	39-57-00	90-39-83
39-22-61	90-39-54	39-22-00	90-39-92	39-58-61	90-39-52	39-58-00	90-39-83
39-23-61	90-39-54	39-23-00	90-39-91	39-59-61	90-39-52	39-59-00	90-39-82
39-24-61	90-39-54	39-24-00	90-39-91	39-60-61	90-39-52	39-60-00	90-39-82
39-25-61	90-39-54	39-25-00	90-39-91	39-61-61	90-39-51	39-61-00	90-39-82
39-26-61	90-39-54	39-26-00	90-39-91	39-62-61	90-39-51	39-62-00	90-39-82
39-27-61	90-39-54	39-27-00	90-39-90	39-63-61	90-39-51	39-63-00	90-39-81
39-28-61	90-39-54	39-28-00	90-39-90	39-64-61	90-39-51	39-64-00	90-39-81
39-29-61	90-39-53	39-29-00	90-39-90	39-65-61	90-39-51	39-65-00	90-39-81
39-30-61	90-39-53	39-30-00	90-39-90	39-66-61	90-39-51	39-66-00	90-39-81
39-31-61	90-39-53	39-31-00	90-39-89	39-67-61	90-39-51	39-67-00	90-39-80
39-32-61	90-39-53	39-32-00	90-39-89	39-68-61	90-39-51	39-68-00	90-39-80
39-33-61	90-39-53	39-33-00	90-39-89	39-69-61	90-39-51	39-69-00	90-39-80
39-34-61	90-39-53	39-34-00	90-39-89	39-70-61	90-39-51	39-70-00	90-39-80
39-35-61	90-39-53	39-35-00	90-39-88	39-71-61	90-39-51	39-71-00	90-39-79
39-36-61	90-39-53	39-36-00	90-39-88	39-72-61	90-39-51	39-72-00	90-39-79
39-37-61	90-39-53	39-37-00	90-39-88	39-73-61	90-39-51	39-73-00	90-39-79
39-38-61	90-39-53	39-38-00	90-39-88	39-74-61	90-39-51	39-74-00	90-39-79
39-39-61	90-39-53	39-39-00	90-39-87	39-75-61	90-39-51	39-75-00	90-39-78
39-40-61	90-39-53	39-40-00	90-39-87	39-76-61	90-39-51	39-76-00	90-39-78
39-41-61	90-39-53	39-41-00	90-39-87	39-77-61	90-39-51	39-77-00	90-39-78
39-42-61	90-39-53	39-42-00	90-39-87	39-78-61	90-39-51	39-78-00	90-39-78
39-43-61	90-39-53	39-43-00	90-39-86	39-79-61	90-39-50	39-79-00	90-39-79
39-44-61	90-39-53	39-44-00	90-39-86	39-80-61	90-39-50	39-80-00	90-39-80