

SERVICE KITS

AVAILABLE FOR VANSKO EQUIPMENT

20-00-50/51 FLUID PRESSURE REGULATOR Service Kit# 90-04-40

1 90-20-54 Diaphragm Plate	1 90-20-57 Diaphragm Bolt
1 90-20-55 Diaphragm	1 90-20-59 Seat
1 90-20-56 S.S. Washer	1 90-20-61 Valve

20-01-31/32 Fluid Pressure Regulator Service Kit# 90-04-41

1 90-06-55 O-Ring	1 90-20-59 Seat
1 90-20-17 Diaphragm Bolt	1 90-20-60 Seat Guide1
1 90-20-55 Diaphragm	90-20-61 Valve

20-02-00/01 ADHESIVE PUMP Service Kit# 90-04-97

1 90-00-42 O-Ring	3 90-06-33 O-Ring
1 90-02-32 O-Ring	3 90-06-55 O-Ring
1 90-02-36 O-Ring	2 90-20-84 Pilot Valve
6 90-02-58 O-Ring	2 91-20-05 Diaphragm
3 90-02-67 O-Ring	3 91-20-07 Gasket
1 90-04-44 Air Reg. Service Kit	1 91-20-14 Gasket
4 90-05-23 O-Ring	

20-02-05/06 SERVO ADHESIVE PUMP Service Kit# 90-04-89

1 90-00-42 O-Ring	3 90-06-55 O-Ring
1 90-02-32 O-Ring	2 90-20-84 Pilot Valve
2 90-02-36 O-Ring	2 91-20-05 Diaphragm
6 90-02-58 O-Ring	3 91-20-07 Gasket
3 90-02-67 O-Ring	1 91-20-14 Gasket
1 90-04-44 Air Reg. Service Kit	1 91-20-35 Diaphragm w/o stem
4 90-05-23 O-Ring	1 91-20-36 Nylon Washer
3 90-06-33 O-Ring	

40-01-01/03 & 40-02-01/03 SERIES ELECTRIC ADHESIVE VALVE Service Kit# 90-04-63

1 90-02-25 Gasket	1 90-40-41 S.S. Seat
1 90-02-61 O-Ring	1 90-40-42 Gasket
1 90-40-31 Spring	1 90-40-43 Plunger

For **RX** connector, add the following to above service kit 90-04-63:
1 90-02-27 O-Ring 1 90-02-50 RX Male Plug

For **Snap** connector, add the following to above service kit 90-04-63:
1 90-02-26 Gasket 1 90-02-51 Snap Male Plug

41-03-21/22 HIGH SPEED AIR-ELECTRIC Service Kit# 90-04-49

Includes: Detent Body, End Seals, Spring, Spring Retainer, and Gasket

41-01-20/50 41-02-20/50 41-03-20/50 AIR-ELECTRIC Service Kit# 91-04-02

Includes: Detent Body, End Seals, Spring, Spring Retainer, and Gasket

46-03-10/11 AIR MIZER Service Kit# 91-04-04

Includes: Detent Body, End Seals, Spring, Spring Retainer, and Gasket

46-03-18/19 ANTI FLOOD Service Kit# 91-04-04

Includes: Detent Body, End Seals, Spring, Spring Retainer, and Gasket

47 SERIES ADHESIVE VALVE Service Kit (Major)# 91-04-17

1 90-47-22 Plunger Assembly	1 90-02-36 O-Ring
1 90-47-37 Plunger Tip	1 90-47-45 Valve Seat
1 90-47-27 Gasket	

For **RX** connector, add the following to above service kit 91-04-17:
1 90-02-27 O-Ring 1 90-02-50 RX Male Plug

For **Snap** connector, add the following to above service kit 91-04-17:
1 90-02-26 Gasket 1 90-02-51 Snap Male Plug

47 SERIES ADHESIVE VALVE Service Kit (Minor)# 90-04-96

1 90-02-31 O-Ring	1 90-02-33 O-Ring
1 90-02-36 O-Ring	1 90-47-27 Gasket
1 90-47-28 Diaphragm	

For **RX** connector, add the following to above service kit 90-04-96:
1 90-02-27 O-Ring 1 90-02-50 RX Male Plug

For **Snap** connector, add the following to above service kit 90-04-96:
1 90-02-26 Gasket 1 90-02-51 Snap Male Plug

50 SERIES TRIP GLUER Service Kit# 90-04-33

1 90-03-58 Valve Stem	1 90-50-06 Lock Pin
1 90-03-77 Spring Retainer Cap	1 90-03-80 Spring

60-02-21 RX HAND VALVE Service Kit# 91-04-25

1 90-60-39 Plunger Assembly	1 90-60-38 5/16" Dia S.S. Ball
1 90-02-27 O-Ring	1 90-60-51 Valve Body, RX
1 90-60-41 Return Spring	

60-02-23 RX HAND VALVE Service Kit# 91-04-27

1 90-60-39 Plunger Assembly	1 90-60-38 5/16" Dia S.S. Ball
1 90-02-27 O-Ring	1 90-60-53 Valve Body, Threaded
1 90-60-41 Return Spring	

82-00-00, 82-00-02, 82-00-03, 82-00-04, 82-00-13, 82-00-60, 82-00-61, 82-00-62, 82-00-63 Service Kit (Minor)# 90-04-72

2 90-02-32 O-Ring	1 90-82-13 Diaphragm
2 90-02-36 O-Ring	

82-00-01, 82-00-05, 82-00-14, 82-00-64, 82-00-65, 82-00-66, 82-00-67 Service Kit (Minor)# 90-04-74

2 90-02-32 O-Ring	1 90-82-41 Diaphragm
2 90-02-36 O-Ring	

continued on back side... ↪

VanSco Products-The Gluing Equipment Innovators

2652 Lashbrook Avenue • South El Monte, CA 91733 • 626-448-7611 • Fax 626-448-0221
E-mail: sales@vansco.com • URL: www.vansco.com



82-00-02, 82-00-03**Service Kit (Major)(Low Volume)# 91-04-10**

- | | |
|----------------------------|-------------------|
| 1 90-02-36 O-Ring | 1 90-82-02 Spring |
| 1 90-82-61 Needle Assembly | |

82-00-04, 82-00-13**Service Kit (Major)(Standard Volume)# 91-04-11**

- | | |
|----------------------------|-------------------|
| 1 90-02-36 O-Ring | 1 90-82-02 Spring |
| 1 90-82-59 Needle Assembly | |

82-00-01, 82-00-05, 82-00-14**Service Kit (Major)(High Volume)# 91-04-12**

- | | |
|----------------------------|-------------------|
| 1 90-02-36 O-Ring | 1 90-82-02 Spring |
| 1 90-82-60 Needle Assembly | |

82-00-60, 82-00-61**Service Kit (Major)# 91-04-01**

- | | |
|----------------------------|----------------------------|
| 1 90-00-36 Connector Assy. | 1 90-82-02 Spring |
| 1 90-02-36 O-Ring | 1 90-82-68 Needle Assembly |
| 2 90-46-28 Gasket | |

82-00-65**Service Kit (Major)(Low Volume)# 91-04-19**

- | | |
|-----------------------------|----------------------------|
| 1 90-02-36 O-Ring | 1 90-82-84 Fluid Nozzle |
| 1 90-82-02 Spring | 1 90-82-91 Ext. Needle Tip |
| 1 90-82-72 Plunger Assembly | |

82 00-66**Service Kit (Major)(Standard Volume)# 91-04-20**

- | | |
|-----------------------------|----------------------------|
| 1 90-02-36 O-Ring | 1 90-82-85 Fluid Nozzle |
| 1 90-82-02 Spring | 1 90-82-92 Ext. Needle Tip |
| 1 90-82-72 Plunger Assembly | |

82 00-67**Service Kit (Major)(High Volume)# 91-04-21**

- | | |
|-----------------------------|----------------------------|
| 1 90-02-36 O-Ring | 1 90-82-86 Fluid Nozzle |
| 1 90-82-02 Spring | 1 90-82-93 Ext. Needle Tip |
| 1 90-82-72 Plunger Assembly | |

AIR PRESSURE REGULATOR (90-00-11)**Service Kit# 90-04-44**

Includes: Diaphragm assembly, Valve assembly, and Seals.
Individual parts are not available.

LABELER LIMIT VALVE (90-46-68)**Service Kit# 90-04-87**

- | | |
|------------------------------|-----------------------------------|
| 1 90-03-06 Spring | 1 90-79-05 Cup |
| 1 90-46-98 Actuator Assembly | 1 91-46-00 Limit Valve Act. Assy. |

82-00-50, 82-00-54 HAND SPRAY**Service Kit (Minor)(Standard Volume)# 90-04-81**

- | | |
|-------------------|----------------------|
| 1 90-02-32 O-Ring | 1 90-82-13 Diaphragm |
| 1 90-02-33 O-Ring | 1 90-82-24 Gasket |
| 1 90-02-36 O-Ring | 1 90-82-27 Gasket |

82-00-51, 82-00-55 HAND SPRAY**Service Kit (Minor)(High Volume)# 91-04-16**

- | | |
|-------------------|----------------------|
| 1 90-02-32 O-Ring | 1 90-82-41 Diaphragm |
| 1 90-02-33 O-Ring | 1 90-82-24 Gasket |
| 1 90-02-36 O-Ring | 1 90-82-27 Gasket |

82-00-50, 82-00-54 HAND SPRAY**Service Kit (Major)(Standard Volume)# 90-04-82**

- | | |
|--------------------------|----------------------------|
| 1 90-46-28 Gasket | 1 90-82-36 Spring |
| 1 90-82-24 Mounting Post | 1 90-82-37 Spring |
| 1 90-82-27 Gasket | 1 90-82-64 Needle Assembly |

82-00-51, 82-00-55 HAND SPRAY**Service Kit (Major)(High Volume)# 90-04-83**

- | | |
|--------------------------|----------------------------|
| 1 90-46-28 Gasket | 1 90-82-36 Spring |
| 1 90-82-24 Mounting Post | 1 90-82-37 Spring |
| 1 90-82-27 Gasket | 1 90-82-65 Needle Assembly |

83-01-01, 83-03-01 SUPER SQUIRT**Service Kit (Major)(Low Volume)# 91-04-30**

- | | |
|-------------------------------|-------------------------|
| 1 90-83-13 Squirt Nozzle, L/V | 1 90-83-10 Needle Guide |
| 1 90-83-12 Needle Assembly | 2 90-02-67 O-Ring |
| 1 90-06-33 O-Ring | 1 90-83-09 Piston |
| 1 90-83-11 Diaphragm | 1 90-83-05 Spring |
| 2 90-02-77 O-Ring | 3 90-02-78 Hex Nut |

83-01-02, 83-03-02 SUPER SQUIRT**Service Kit (Major)(Standard Volume)# 91-04-31**

- | | |
|-------------------------------|-------------------------|
| 1 90-83-14 Squirt Nozzle, L/V | 1 90-83-10 Needle Guide |
| 1 90-83-12 Needle Assembly | 2 90-02-67 O-Ring |
| 1 90-06-33 O-Ring | 1 90-83-09 Piston |
| 1 90-83-11 Diaphragm | 1 90-83-05 Spring |
| 2 90-02-77 O-Ring | 3 90-02-78 Hex Nut |

83-01-03, 83-03-03 SUPER SQUIRT**Service Kit (Major)(High Volume)# 91-04-32**

- | | |
|-------------------------------|-------------------------|
| 1 90-83-15 Squirt Nozzle, L/V | 1 90-83-10 Needle Guide |
| 1 90-83-12 Needle Assembly | 2 90-02-67 O-Ring |
| 1 90-06-33 O-Ring | 1 90-83-09 Piston |
| 1 90-83-11 Diaphragm | 1 90-83-05 Spring |
| 2 90-02-77 O-Ring | 3 90-02-78 Hex Nut |

QUICK CROSS REFERENCE GUIDE

PART NO.	SERVICE KIT	PART NO.	SERVICE KIT	PART NO.	SERVICE KIT
20-00-50/51	90-04-40	82-00-00/02/03/04/13	90-04-72 (Minor)(L/V & S/V)	82-00-63	91-04-14 (major)(S/V)
20-01-31/32	90-04-41	82-00-01/05/14	90-04-74 (Minor)(H/V)	82-00-64	90-04-74 (Minor)(H/V)
20-02-00/01	90-04-97	82-00-01/05/14	91-04-12 (Major)(H/V)	82-00-64	91-04-15 (Major)(H/V)
20-02-05/06	90-04-89	82-00-02/03	91-04-10 (Major)(L/V)	82-00-65/66/67	90-04-74 (Minor)(L, S & H/V)
40-01-01/03	90-04-63	82-00-04/13	91-04-11 (Major)(S/V)	82-00-65	91-04-19 (Major)(L/V)
41-0X-20/50	91-04-02	82-00-50	90-04-81 (Minor)	82-00-66	91-04-20 (Major)(S/V)
41-03-21/22	90-04-49	82-00-51	91-04-16 (Minor)	82-00-67	91-04-21 (Major)(H/V)
46-03-10/11	91-04-04	82-00-50	90-04-82 (Major)(S/V)	83-0X-01	91-04-30 L/V
46-03-18/19	91-04-04	82-00-51	90-04-83 (Major)(H/V)	83-0X-02	91-04-31 S/V
47 Series	91-04-17 (Major)	82-00-60/61	90-04-72 (Minor)	83-0X-03	91-04-32 H/V
47 Series	90-04-96 (Minor)	82-00-60/61	91-04-01 (Major)	90-00-11	90-04-44
50 Series	90-04-33	82-00-62/63	90-04-72 (Minor)(L/V & S/V)	90-46-68	90-04-87
60-02 Series	90-04-26	82-00-62	90-04-13 (Major)(L/V)		

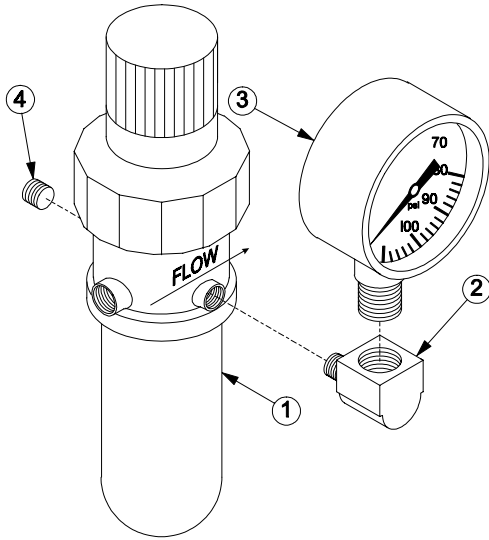
JAC199**VanSco Products-The Gluing Equipment Innovators**

2652 Lashbrook Avenue • South El Monte, CA 91733 • 626-448-7611 • Fax 626-448-0221

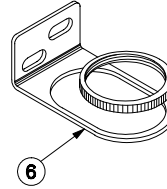
E-mail: sales@vansco.com • URL: www.vansco.com**vanSco**[®]

COMPONENT PARTS

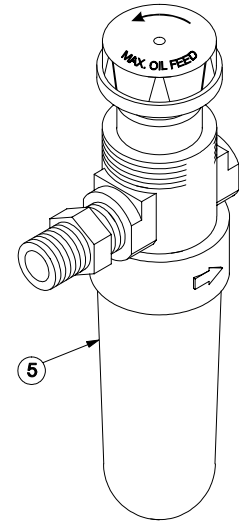
90-77-00 FILTER/REGULATOR



90-07-52 BRACKET

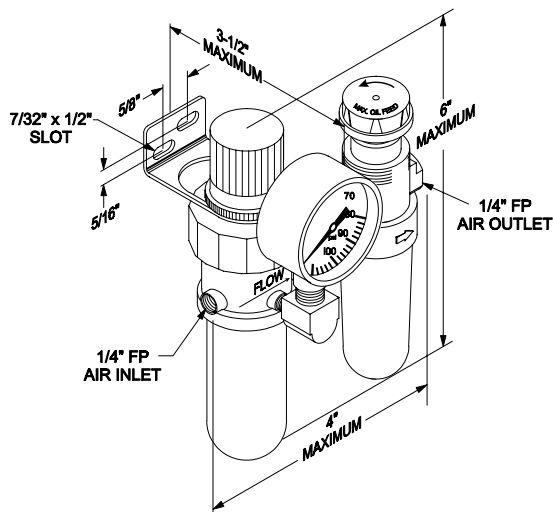


90-07-47 LUBRICATOR



ITEM	QTY	PART NO.	DESCRIPTION	ITEM	QTY	PART NO.	DESCRIPTION
1	1	90-07-46	Filter/Regulator	4	1	90-01-91	1/8MP Hex Plug
2	1	90-07-36	1/8MP X 1/4FP Elbow, Brass	5	1	90-07-47	Lubricator Assembly
3	1	90-00-21	Air Pressure Gauge, 0-100 psi	6	1	90-07-52	Mounting Bracket (Use with either Filter/Regulator and/or Lubricator)

DIMENSIONS



TECHNICAL DATA

Operating Temperature 0° to 125°F
 Rated Flow Capacity 20SCFM @ 100psi
 Maximum Inlet Pressure 100 psig

FILTER/REGULATOR - Relieving Type
 Element 5 Micron Porous Polypropylene
 Drain Type Manual

LUBRICATOR
 Oil Reservoir 1 oz. Transparent Bowl
 Suggested Lubricant 5-10W Misting Type

GAO100

90-04-44

Air Regulator Service Kit

(Also part of 90-04-97 and 90-04-89 Pump Service Kit)

INSTALLATION INSTRUCTIONS

Disassemble the regulator as follows:
Turn the adjusting knob (1) counterclockwise to release compression on the regulating spring (3). Unscrew the outer ring (2). Remove the regulator spring (3), diaphragm slip ring (4), and the diaphragm assembly (5). Unscrew the valve seat (6) with a 3/8" socket. Remove the valve assembly (7) and valve spring (8).

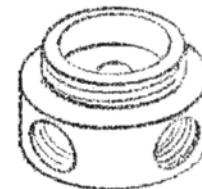



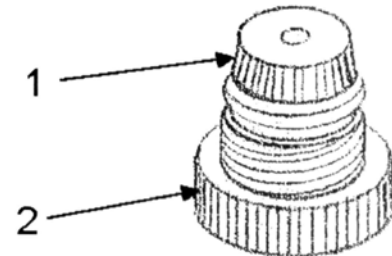
Caution:

Valve seat (6) should not be tightened to more than 10 inch-pounds.

Ordering Information:

90-04-44 Air Regulator Service Kit includes items 4 through 8 at right.

91-20-57 Air Regulator Cap includes items 1, 2 and 3.



Distributed By:

CAE898